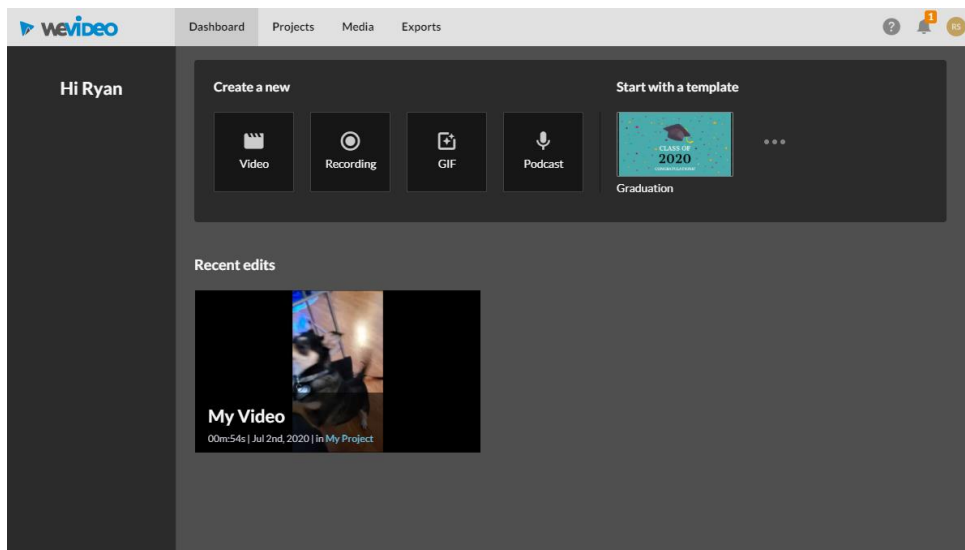


Guidelines for Video Submission for CCGC Summer Showcase

1. You will receive a link in the email account that you signed up for linking you to WeVideo.com. You will submit your video via the WeVideo.com platform.
2. Follow instructions to create your WeVideo.com account.

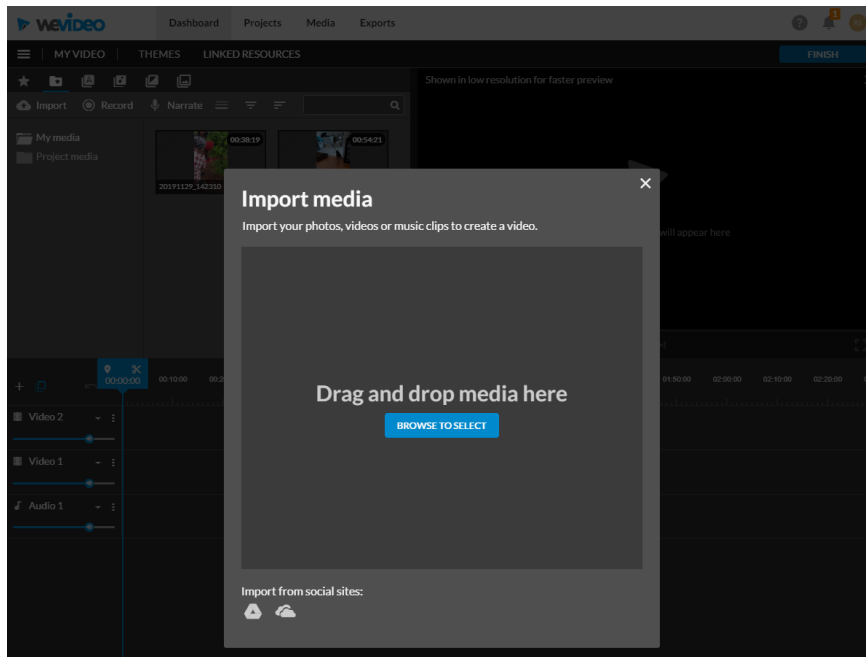
Once logged in the application will look like this:



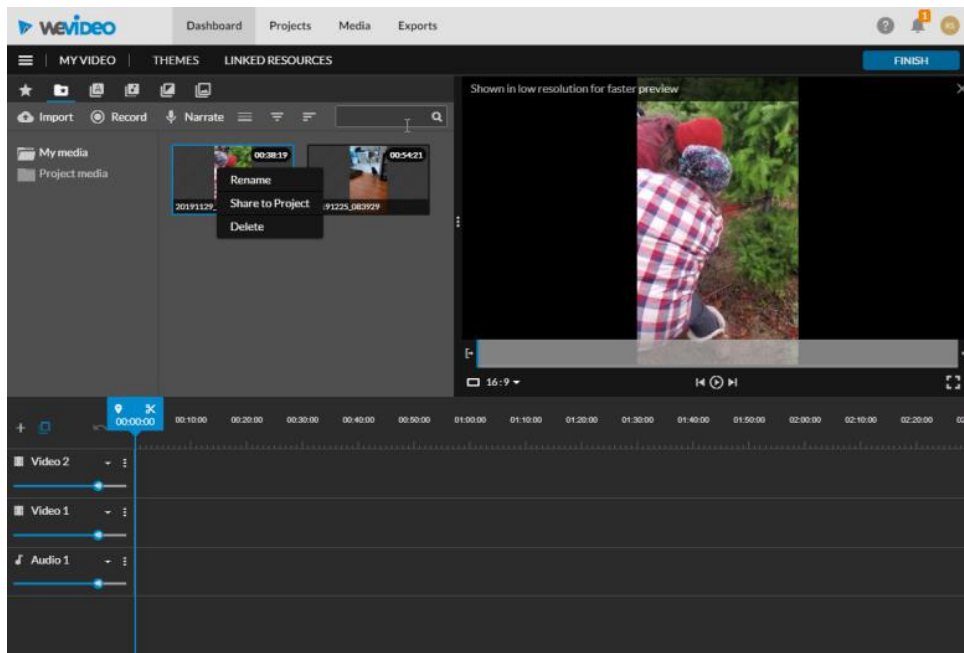
Click on the option that says “Video” in the top left corner.

3. This will take you to another part of the app that allows you to edit video clips (you don’t need to worry about this part, your video will be included in a master video for the showcase live stream – you’re only using this interface to submit your video to the platform.

To submit your video click the Import Tab (symbol with an upwards facing arrow inside of a cloud). A new window will open up that you can drag and drop your video to.



4. Once you have imported the video it will be in your "My media" folder. Select the video take you want to use for your performance in your "My media folder and right click it and click the "Share to Project" option.



Once you've done this this will share the video to the master account folder and that's all there is to it! This will be edited together with the other clips for the live stream.

Video Guidelines

1. Make sure you say your name and class that you are competing in at the front of your video. This can be said by your camera person or yourself. It needs to be clearly stated.

2. The video you submit must be from ONE camera angle and cannot be edited (other than your personal intro). No multi-camera submissions will be accepted (this will effectively disqualify you from the competition). The camera may move to accommodate tosses (if another person is recording you) but zoom and other effects may NOT be used. For instrumental performances the camera may pan to focus members during the performance but zoom and other effects may NOT be used.

In general the less motion and zoom used the better as this allows the judges to have a constant vantage point.

3. We suggest filming in HORIZONTAL mode (widescreen) versus vertical mode as this is the best viewing experience for the live audience and judges. Please do your best to be in WIDESCREEN mode for the video.